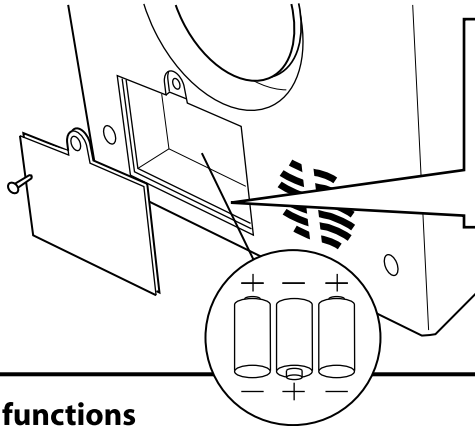


Operating Instructions

Requires: (3x) C / E93 / LR14 / AM2 batteries
(Batteries not Included)

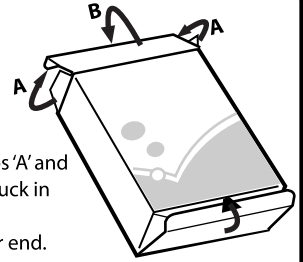
Installing the batteries

Batteries to be fitted by an adult



Using a pozi screwdriver, unscrew the battery box and fit 3x C or equivalent batteries as shown. Replace battery cover and screw.

Card soap box assembly

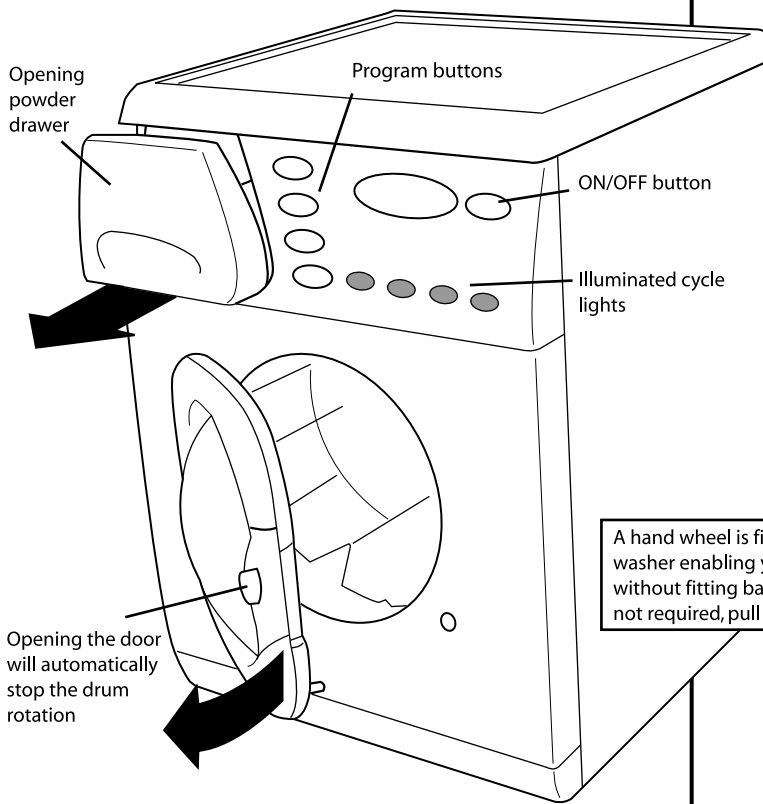


Fold in side tabs 'A' and then fold and tuck in end tab 'B'. Repeat at other end.

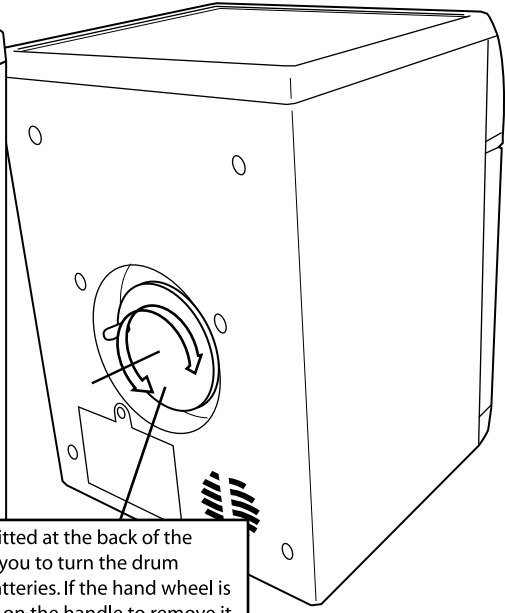
DANGER

Children may try and fill the container with real product. For the sake of safety and hygiene this practice must be forbidden!

Electronic functions



Other features



A hand wheel is fitted at the back of the washer enabling you to turn the drum without fitting batteries. If the hand wheel is not required, pull on the handle to remove it.

WARNING:

CHOKING HAZARD - Small parts. Not suitable for children under 3 years. Be careful during use due to posing a potential hazard; The toy washer is an imitation of a real product; The Toy washer shall be kept out of reach of very young children. **DO NOT FILL DRUM or DRAWER WITH WATER OR SOAP POWDER. WATER MUST NOT BE USED WITH THIS TOY. USE UNDER DIRECT ADULT SUPERVISION.**

Installing Batteries (ADULTS ONLY)

Remove the battery compartment cover (positioned at the rear) by unfastening the pozi-screw.

Install 3x 'C' / E93 / LR14 / AM2 ensuring they are placed with the polarities matching the diagram located on the battery compartment (Fig 1).

The use of alkaline Batteries is recommended for maximum performance.

Replace the battery cover and fasten the pozi-screw.

This symbol indicates that this product should not be treated as normal household waste. It should be recycled, so please take it to an approved collection facility.

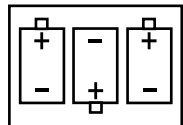


FIG 1

Battery Notice

Install the batteries correctly observing the polarity (+) and (-) signs to avoid leakage.

Non-rechargeable batteries are not to be recharged.

Rechargeable batteries are to be removed from the toy before being charged.

Rechargeable batteries are only to be charged under adult supervision.

Different types of batteries or new and used batteries are not to be mixed.

Batteries are to be inserted with the correct polarity.

Exhausted batteries are to be removed from the toy.

The supply terminals are not to be short-circuited.

