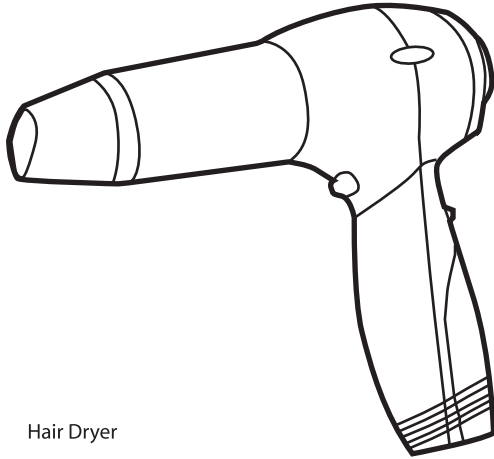


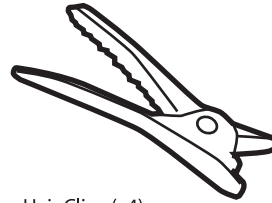
Contents



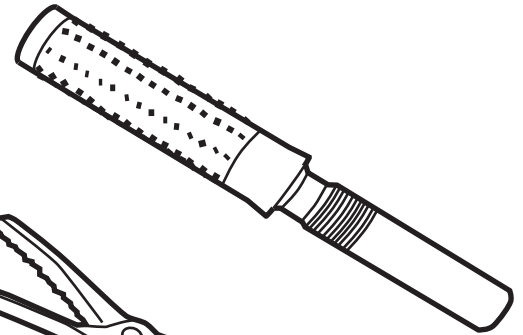
Hair Dryer



Styling Rollers (x2)



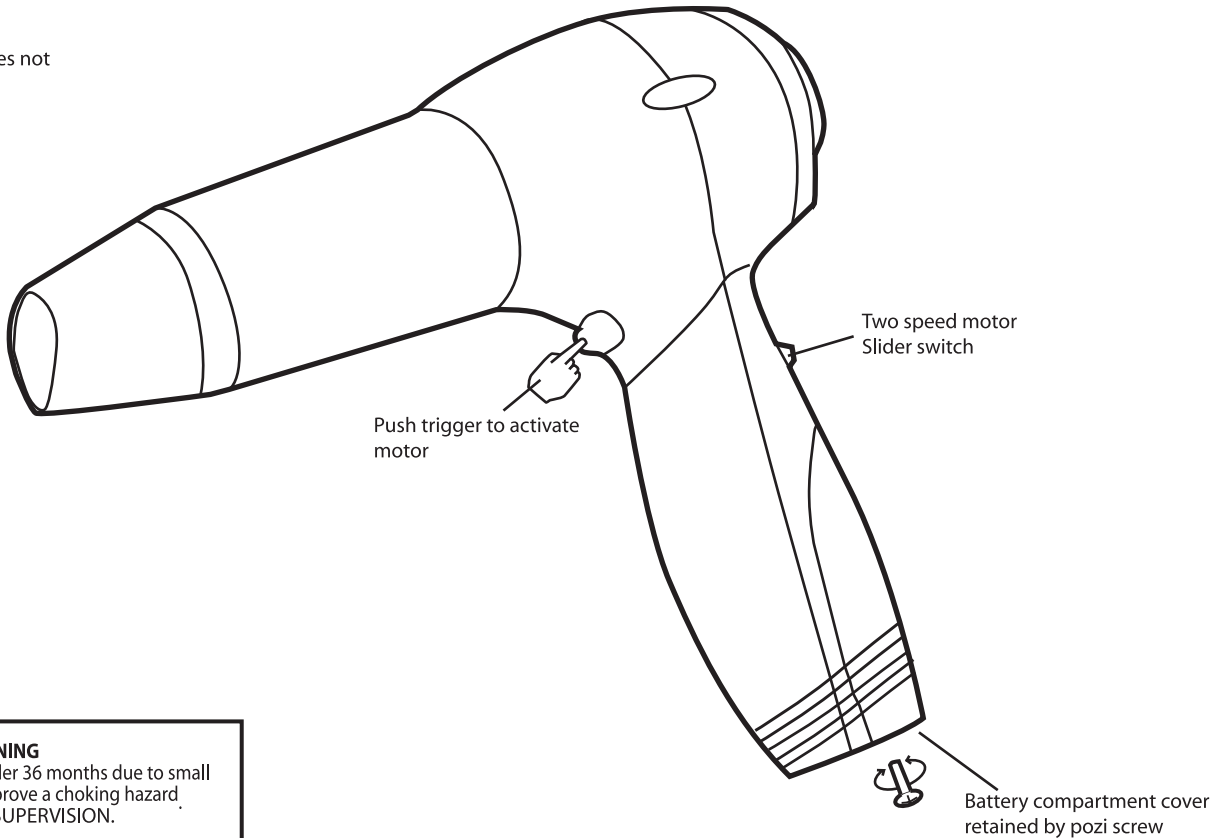
Hair Clips (x4)



Styling Hair Brush

How does it work?

Please Note:-
This item is a toy and does not
blow warm air.



WARNING
Unsuitable for children under 36 months due to small
components that may prove a choking hazard.
USE UNDER SUPERVISION.


Installing Batteries (ADULTS ONLY)

Remove the battery compartment cover (positioned
on the end of the handle) by unfastening the
pozi-screw.

Install 2 x AA / AM-3 / L6R batteries
ensuring they are placed with the polarities matching the
diagram located on the battery compartment (Fig 1).

The use of alkaline Batteries is recommended for maximum
performance.

Replace the battery cover and fasten the pozi-screw.

 This symbol indicates that this product should not be treated as normal
household waste. It should be recycled, so please take it to an approved
collection facility.

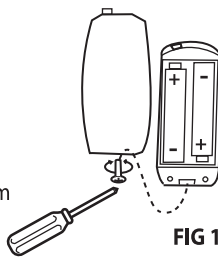


FIG 1

Battery Notice

Install the batteries correctly observing the polarity (+) and (-)
signs to avoid leakage.

Non-rechargeable batteries are not to be recharged.

Rechargeable batteries are to be removed from the toy before
being charged.

Rechargeable batteries are only to be charged under adult
supervision.

Different types of batteries or new and used batteries are not to
be mixed.

Batteries are to be inserted with the correct polarity.

Exhausted batteries are to be removed from the toy.

The supply terminals are not to be short-circuited.

